

Order form LEVO LCEV 2011/1

Please answer the following questions exactly and consider the indications. The exact measurement within the pictograms allows for a correct configuration and facilitates the final adjustment with the customer.

□ = please mark ◆ = Standard configuration ⓘ = following note



Total height: _____ cm **Diagnosis** Paraplegia Quadriplegia Hemiplegia
 Weight: _____ kg Multiple Sclerosis Muscl. Dystrophy Cerebral Palsy
 Date of birth: _____ Other: _____
 Sex: F / M

Reasons for purchasing a LEVO

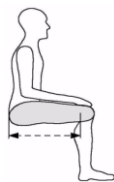
Practical / Functional <input type="checkbox"/> Only for standing <input type="checkbox"/> Use as primary wheelchair <input type="checkbox"/> Use at home <input type="checkbox"/> Use as secondary wheelchair <input type="checkbox"/> Use at work / school <input type="checkbox"/> Other: _____	Medical / Therapeutical <input type="checkbox"/> Decubitus <input type="checkbox"/> Contractures <input type="checkbox"/> Spasms <input type="checkbox"/> Digestion <input type="checkbox"/> Bladder problems <input type="checkbox"/> Osteoporosis <input type="checkbox"/> Circulation <input type="checkbox"/> Pain (postural pain) <input type="checkbox"/> Other: _____
---	---

How did you first hear of LEVO? <input type="checkbox"/> Dealer <input type="checkbox"/> Therapie <input type="checkbox"/> Friends/Known <input type="checkbox"/> Advertisement <input type="checkbox"/> Doctor <input type="checkbox"/> Internet <input type="checkbox"/> Other: _____	Financing <input type="checkbox"/> Accident Insurance <input type="checkbox"/> Old-age Insurance <input type="checkbox"/> Work Insurance <input type="checkbox"/> Social Security <input type="checkbox"/> Private Insurance <input type="checkbox"/> Charity <input type="checkbox"/> Pay self <input type="checkbox"/> Name: _____
---	--

Standard Configuration

- Seat- and back upholstery
- Armrests folding upwards
- Armrests height and angle adjustable
- Armrest round with built-in control switch
- Two piece flip up footrest
- Pneumatic rear wheels
- Fold down backrest / angle adjustable
- Battery and charger
- Chest strap and knee support

1. Upper leg length



Measure in sitting position the distance between the rear point of the bottom and the hollow of the

S - M (adjustable for upper leg length 35 - 48 cm)

35 cm ← → 48 cm

◆ S = 35 cm

(Art. Number)

◆ M = 48 cm

(Art. Number)

L - XL (adjustable for upper leg length 48 - 63 cm)

49 cm ← → 63 cm

◆ L = 52 cm

(Art. Number)

◆ XL = 63 cm

(Art. Number)



Attention: Do not confound with the seat depth which is 6-8 cm shorter !

2. Hip size



Measure in sitting position the outermost points from the bottom or thigh.

35 cm ← → 50 cm

Seat width:

35 cm

(Up charge) (Art. Number)

38 cm

(Art. Number)

40 cm

(Art. Number)

42 cm

(Art. Number)

45 cm

(Art. Number)

48 cm

(Art. Number)

50 cm

(Up charge) (Art. Number)

with chest strap "Bodypoint" 150 cm long / 6 cm wide

(Art. Number)

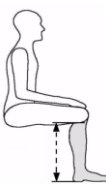
(Standard for seat width 35-42 cm)

with chest strap "Bodypoint" 180 cm long / 8 cm wide

(Art. Number)

(Standard for seat width 45-48 cm)

3. Lower leg length



Please consider the height of the cushion. The LEVO cushion increases the distance from the seat to the footplate by 3 cm. For the measuring **Shoes** should be worn.

36 cm ← → 56 cm

Footrest position:

Seat height 48

36 cm (Art. Number)

Seat height 51

38 cm (Art. Number)

Seat height 54

40 cm (Art. Number)

Seat height 57

42 cm (Art. Number)

44 cm (Art. Number)

46 cm (Art. Number)

48 cm (Art. Number)

50 cm (Art. Number)

52 cm (Art. Number)

54 cm (Art. Number)

56 cm (Art. Number)

Depending on the lower leg length, you can choose between two or three different seat heights. The selected seat height affects the wheel size and thus also the possibility to drive under the table, but also the user's

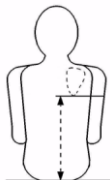


Calculation example: lower leg length 51.0 cm
 minus cushion height -3.0 cm
Footrest position 48.0 cm Choose between seat height 51/54 and 57 cm

4. Seat - floor height front (rear) without cushion

Rear wheel 22", castor 5"	48 (45 cm)	(Art. Number) <input type="checkbox"/>
Rear wheel 24", castor 5"	51 (47 cm)	(Art. Number) <input type="checkbox"/>
Rear wheel 24", castor 5"	54 (49 cm)	(Art. Number) <input type="checkbox"/>
Rear wheel 26", castor 6"	57 (52 cm)	(Up charge) (Art. Number) <input type="checkbox"/>

5. Backrest height



Distance between seating surface and the lower blade bone.

Standard Backrest:

31 cm 33 cm 35 cm 37 cm 39 cm 41 cm

Option:

Backrest extension 15 cm
 V-Trak Standard Backrest, 40 cm/16" high
 V-Trak Medium Backrest, 60 cm/24" high *
 V-Trak High Backrest, 80 cm/31.5" high *
 V-Trak Axxis Reduced Height Backrest, 31 cm/12" high
 V-Trak Axxis Low Backrest, 40 cm/16" high
 V-Trak Axxis High Backrest, 61 cm/24" high
 V-Trak Backrest extension, 20 cm
 * Track extension at headrest use

(Price)	(Art. Number)	<input type="checkbox"/>
(Up charge)	(Art. Number)	<input type="checkbox"/>
(Up charge)	(Art. Number)	<input type="checkbox"/>
(Up charge)	(Art. Number)	<input type="checkbox"/>
(Up charge)	(Art. Number)	<input type="checkbox"/>
(Up charge)	(Art. Number)	<input type="checkbox"/>
(Up charge)	(Art. Number)	<input type="checkbox"/>
(Price)	(Art. Number)	<input type="checkbox"/>

6. Stand-up mechanism



Standard on standing operation (armrest round with control switch).

right left

7. Armrest pad (measured without cushion)

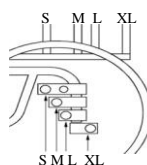


14 cm ← → 22 cm (stepless height adjustable)

8. Footplate angle (as a standard adjustable into all three positions)

80° 90° 100°

9. Rear wheel position



Position S Position M Position L Position XL



The shorter the wheel base is, the more dynamical is the handling of the wheelchair, but also the tilt risk is increased. For example, you can choose for wheelchair size "L" the rear wheel position "M". In this case anti-tip rolls are recommended.

10. Frame colors

Other: RAL-No.:

(Up charge) (Art. Number)

platinum (Art. Number)
 red (Art. Number)
 yellow (Art. Number)
 blue (Art. Number)
 black (Art. Number)

red metallise (Up charge) (Art. Number)
 green metallise (Up charge) (Art. Number)
 blue metallise (Up charge) (Art. Number)
 silver metallise (Up charge) (Art. Number)

orange reflex (Up charge) (Art. Number)
 lemon reflex (Up charge) (Art. Number)
 silver reflex (Up charge) (Art. Number)
 aluminium polished (Up charge) (Art. Number)

11. Knee wedge



Knee supports are only delivered extra strong. Stabilization is removable.

Rectangular (Standard)



50x100 (Art. Number)
 60x100 (Art. Number)
 80x100 (Art. Number)
 50x150 (Art. Number)
 80x150 (Art. Number)

Conical (Option)



The conical knee wedges give more support, especially with spasticity.

50-100x100 (Up charge) (Art. Number)
 90-140x100 (Up charge) (Art. Number)
 130-180x100 (Up charge) (Art. Number)

12. Options

Armrest



Armrest 6 cm/2.4" wide with built-in control switch *
 Armrest 6 cm/2.4" wide with hand control *
 Armrest round with hand control

(Up charge) (Art. Number)
 (Up charge) (Art. Number)
 ----- (Art. Number)

Armrest 5 cm/2" longer *

(Up charge) (Art. Number)

* Not possible with swing away chest support

Swing away chest support



Rotatable and swing away to the rear. Increased feeling of safety for the user in standing position. **Distance between backrest tube and the beginning radius (thorax diameter).**

27 cm (Up charge) (Art. Number)
 32 cm (Up charge) (Art. Number)
 37 cm (Up charge) (Art. Number)

Dual switch for table control



Stand-up operation with push buttons for table. Table tray not included (see accessories).


























(Up charge) (Art. Number)






















Legrest removable for transport



The benefit of being able to remove leg rest within quick release is, to reduce the volume for transportation.

(Up charge) (Art. Number)

			<table border="1"> <tr> <td>-----</td> <td>(Art. Number)</td> <td><input type="checkbox"/></td> </tr> </table>	-----	(Art. Number)	<input type="checkbox"/>										
-----	(Art. Number)	<input type="checkbox"/>														
			<table border="1"> <tr> <td>(Up charge)</td> <td>(Art. Number)</td> <td><input type="checkbox"/></td> </tr> </table>	(Up charge)	(Art. Number)	<input type="checkbox"/>										
(Up charge)	(Art. Number)	<input type="checkbox"/>														
		<p>Is suitable for demo chairs especially, which are used for different clients.</p>	<table border="1"> <tr> <td>(Up charge)</td> <td>(Art. Number)</td> <td><input type="checkbox"/></td> </tr> </table>	(Up charge)	(Art. Number)	<input type="checkbox"/>										
(Up charge)	(Art. Number)	<input type="checkbox"/>														
		<p>SB: 35, 38, 45, 48 cm SB: 40, 42 cm *</p> <p>Especially for users with short lower leg length. The footrest becomes 3 cm narrower than the seat width.</p> <p>*Only possible with "one-piece footplate".</p>	<table border="1"> <tr> <td>(Up charge)</td> <td>(Art. Number)</td> <td><input type="checkbox"/></td> </tr> <tr> <td>(Up charge)</td> <td>(Art. Number)</td> <td><input type="checkbox"/></td> </tr> </table>	(Up charge)	(Art. Number)	<input type="checkbox"/>	(Up charge)	(Art. Number)	<input type="checkbox"/>							
(Up charge)	(Art. Number)	<input type="checkbox"/>														
(Up charge)	(Art. Number)	<input type="checkbox"/>														
<p>Non-Slip surface</p>		<p>Available for standard footrest (two piece flip-up), but also for one piece footrest fix.</p>	<table border="1"> <tr> <td>(Up charge)</td> <td>(Art. Number)</td> <td><input type="checkbox"/></td> </tr> </table>	(Up charge)	(Art. Number)	<input type="checkbox"/>										
(Up charge)	(Art. Number)	<input type="checkbox"/>														
<p>Rear wheels with airless tyres</p>		<p>Standard: Air tyres with aluminium hand ring.</p>	<table border="1"> <tr> <td>(Up charge)</td> <td>(Art. Number)</td> <td><input type="checkbox"/></td> </tr> </table>	(Up charge)	(Art. Number)	<input type="checkbox"/>										
(Up charge)	(Art. Number)	<input type="checkbox"/>														
<p>Rear wheels with Marathon Plus (black)</p>		<p>Standard: Air tyres with aluminium hand ring. Not to be combined with airless tyres!</p>	<table border="1"> <tr> <td>(Upcharge)</td> <td>(Art. Number)</td> <td><input type="checkbox"/></td> </tr> </table>	(Upcharge)	(Art. Number)	<input type="checkbox"/>										
(Upcharge)	(Art. Number)	<input type="checkbox"/>														
		<p>Operation without additional energy. It does not depend on the tyre air pressure. Less frame weight for transportation.</p>	<table border="1"> <tr> <td>(Up charge)</td> <td>(Art. Number)</td> <td><input type="checkbox"/></td> </tr> </table>	(Up charge)	(Art. Number)	<input type="checkbox"/>										
(Up charge)	(Art. Number)	<input type="checkbox"/>														
	<p>Only on standard wheel and without camber possible!</p>															
<p>Rear wheels with drum breaks</p>			<p>Possibility for assistants to stop the wheelchair, safe and comfortable.</p>	<table border="1"> <tr> <td>(Up charge)</td> <td>(Art. Number)</td> <td><input type="checkbox"/></td> </tr> </table>	(Up charge)	(Art. Number)	<input type="checkbox"/>									
(Up charge)	(Art. Number)	<input type="checkbox"/>														
	<p>Cannot be combined with the option of Spinergy, Camber or one arm drive.</p>															
<p>Rear wheels "Spinergy"</p>			<p>Light weight, improved driving performance, easy to clean and better design.</p>	<table border="1"> <tr> <td>red</td> <td>(Up charge)</td> <td>(Art. Number)</td> <td><input type="checkbox"/></td> </tr> <tr> <td>black</td> <td>(Up charge)</td> <td>(Art. Number)</td> <td><input type="checkbox"/></td> </tr> <tr> <td>white</td> <td>(Up charge)</td> <td>(Art. Number)</td> <td><input type="checkbox"/></td> </tr> </table>	red	(Up charge)	(Art. Number)	<input type="checkbox"/>	black	(Up charge)	(Art. Number)	<input type="checkbox"/>	white	(Up charge)	(Art. Number)	<input type="checkbox"/>
red	(Up charge)	(Art. Number)	<input type="checkbox"/>													
black	(Up charge)	(Art. Number)	<input type="checkbox"/>													
white	(Up charge)	(Art. Number)	<input type="checkbox"/>													
	<p>Cannot be combined with hub locking brake, drum brakes and one arm drive.</p>															
<p>Camber</p>			<p>Improved driving performance and agility. Total width is slightly increased.</p>	<table border="1"> <tr> <td>3°</td> <td>(Up charge)</td> <td>(Art. Number)</td> <td><input type="checkbox"/></td> </tr> <tr> <td>6°</td> <td>(Up charge)</td> <td>(Art. Number)</td> <td><input type="checkbox"/></td> </tr> </table>	3°	(Up charge)	(Art. Number)	<input type="checkbox"/>	6°	(Up charge)	(Art. Number)	<input type="checkbox"/>				
3°	(Up charge)	(Art. Number)	<input type="checkbox"/>													
6°	(Up charge)	(Art. Number)	<input type="checkbox"/>													
	<p>Cannot be combined with hub locking brakes, drum brakes and one arm drive.</p>															
<p>Steel hand ring</p>			<p>Increased grip, less temperature-sensitive and less dirty hands.</p>	<table border="1"> <tr> <td>Pair</td> <td>(Up charge)</td> <td>(Art. Number)</td> <td><input type="checkbox"/></td> </tr> </table>	Pair	(Up charge)	(Art. Number)	<input type="checkbox"/>								
Pair	(Up charge)	(Art. Number)	<input type="checkbox"/>													
<p>Maxgrepp (Hand ring with rubber covered)</p>			<p>Better hold for persons with limited strength or grip.</p>	<table border="1"> <tr> <td>Pair</td> <td>(Up charge)</td> <td>(Art. Number)</td> <td><input type="checkbox"/></td> </tr> </table>	Pair	(Up charge)	(Art. Number)	<input type="checkbox"/>								
Pair	(Up charge)	(Art. Number)	<input type="checkbox"/>													
<p>Original</p>	<table border="1"> <tr> <td>Pair</td> <td>(Up charge)</td> <td>(Art. Number)</td> <td><input type="checkbox"/></td> </tr> </table>	Pair	(Up charge)	(Art. Number)	<input type="checkbox"/>											
Pair	(Up charge)	(Art. Number)	<input type="checkbox"/>													
<p>Ergo Para CP</p>	<table border="1"> <tr> <td>Pair</td> <td>(Up charge)</td> <td>(Art. Number)</td> <td><input type="checkbox"/></td> </tr> </table>	Pair	(Up charge)	(Art. Number)	<input type="checkbox"/>											
Pair	(Up charge)	(Art. Number)	<input type="checkbox"/>													

One arm drive							
		For stroke patients or people with unilateral limited force or grip.	right	(Price)	(Art. Number)	<input type="checkbox"/>	
		Only possible with standard wheel.	left	(Price)	(Art. Number)	<input type="checkbox"/>	
13. Accessory							
Foam seat cushion with seat cushion cover							
		S 29 cm depth		(Price)	(Art. Number)	<input type="checkbox"/>	
		M 38 cm depth		(Price)	(Art. Number)	<input type="checkbox"/>	
		L 43 cm depth		(Price)	(Art. Number)	<input type="checkbox"/>	
		XL 52 cm depth		(Price)	(Art. Number)	<input type="checkbox"/>	
		additional seat cushion cover		(Price)	(Art. Number)	<input type="checkbox"/>	
Table tray							
				(Price)	(Art. Number)	<input type="checkbox"/>	
Swing away table tray							
		Only possible with <i>combi</i> armrest and hand control.		(Price)	(Art. Number)	<input type="checkbox"/>	
		<i>Combi</i> armrest/hand control		(Up charge)	(Art. Number)	<input type="checkbox"/>	
Control switch extension							
		vertical for round armrest		(Price)	(Art. Number)	<input type="checkbox"/>	
		vertical for wide armrest		(Price)	(Art. Number)	<input type="checkbox"/>	
		horizontal		(Price)	(Art. Number)	<input type="checkbox"/>	
Push handle							
	Push handle		Pair	(Price)	(Art. Number)	<input type="checkbox"/>	
	Push handle extension adjustable		Pair	(Price)	(Art. Number)	<input type="checkbox"/>	
		Helpful if the wheelchair is pushed by different persons.					
Anti-tip							
	Anti-tip rolls		right	(Price)	(Anzahl)	(Art. Number)	<input type="checkbox"/>
			left	(Price)	(Anzahl)	(Art. Number)	<input type="checkbox"/>
	Anti-tip aid / tip aid swing away "HC"		right	(Price)	(Anzahl)	(Art. Number)	<input type="checkbox"/>
			left	(Price)	(Anzahl)	(Art. Number)	<input type="checkbox"/>
	XL adapter (needed for rear wheel position XL)		right	(Price)	(Anzahl)	(Art. Number)	<input type="checkbox"/>
			left	(Price)	(Anzahl)	(Art. Number)	<input type="checkbox"/>
	Tip aid		right	(Price)	(Anzahl)	(Art. Number)	<input type="checkbox"/>
			left	(Price)	(Anzahl)	(Art. Number)	<input type="checkbox"/>
Foot guide							
		Individually adjustable. Allows a better foot position and foot stability.	small right	(Price)	(Art. Number)	<input type="checkbox"/>	
			small left	(Price)	(Art. Number)	<input type="checkbox"/>	
			large right	(Price)	(Art. Number)	<input type="checkbox"/>	
			large left	(Price)	(Art. Number)	<input type="checkbox"/>	
Knee support height adapter							
		Is suitable for persons with long lower legs. Knee holder gets closer to the joint, better pressure distribution.	Pair	(Price)	(Art. Number)	<input type="checkbox"/>	
Brake lever extension (6 cm/2.4")							
		Easier accessibility and less strength necessary.	right	(Price)	(Art. Number)	<input type="checkbox"/>	
			left	(Price)	(Art. Number)	<input type="checkbox"/>	

Spoke guard



Spoke guard "Transparent"

right
left

(Price)	(Art. Number)	<input type="checkbox"/>
(Price)	(Art. Number)	<input type="checkbox"/>

Spoke guard "Transparent with LEVO-Logo"

right
left

(Price)	(Art. Number)	<input type="checkbox"/>
(Price)	(Art. Number)	<input type="checkbox"/>


Vehicle tie-down kit (incl. frame reinforcement)



Fixed attachment points for chair transport in the car. Frame reinforcement is integrated.

(Price)	(Art. Number)	<input type="checkbox"/>
---------	---------------	--------------------------

Frame reinforcement for e-fix or the transportation of persons in wheelchair



Wheelchairs with e-fix need frame reinforcement. You can only have this combined with anti-tip aid "HC" and **not** with anti-tip aid or tip aid.

(Price)	(Art. Number)	<input type="checkbox"/>
---------	---------------	--------------------------

At option V-Trak:

V-Trak Thoracic support & pad



V-Trak Thoracic support & pad & cover large right
V-Trak Thoracic support & pad & cover large left
V-Trak Thoracic support & pad & cover medium right
V-Trak Thoracic support & pad & cover medium left

(Price)	(Quantity)	(Art. Number)	<input type="checkbox"/>
---------	------------	---------------	--------------------------

(Price)	(Quantity)	(Art. Number)	<input type="checkbox"/>
---------	------------	---------------	--------------------------

(Price)	(Quantity)	(Art. Number)	<input type="checkbox"/>
---------	------------	---------------	--------------------------

(Price)	(Quantity)	(Art. Number)	<input type="checkbox"/>
---------	------------	---------------	--------------------------

V-Trak Headrest (incl. Trak extension)



V-Trak Headrest winged
V-Trak Headrest simple

(Price)	(Art. Number)	<input type="checkbox"/>
---------	---------------	--------------------------

(Price)	(Art. Number)	<input type="checkbox"/>
---------	---------------	--------------------------

Additional information (ev. diagram):

Total: _____

Order No:

Date:

LEVO-Dealer:

Client: